

# The Economic Impact of Health



# The Economic Impact of Health

Measuring economic costs of health identifies both impact and priorities. Medical and productivity costs represent significant economic costs for people, businesses and cities.

## IMPACT ON NASHVILLE



Total incremental medical cost for **diabetes, hypertension, depression, COPD, and asthma** cost **\$1.2 billion**.



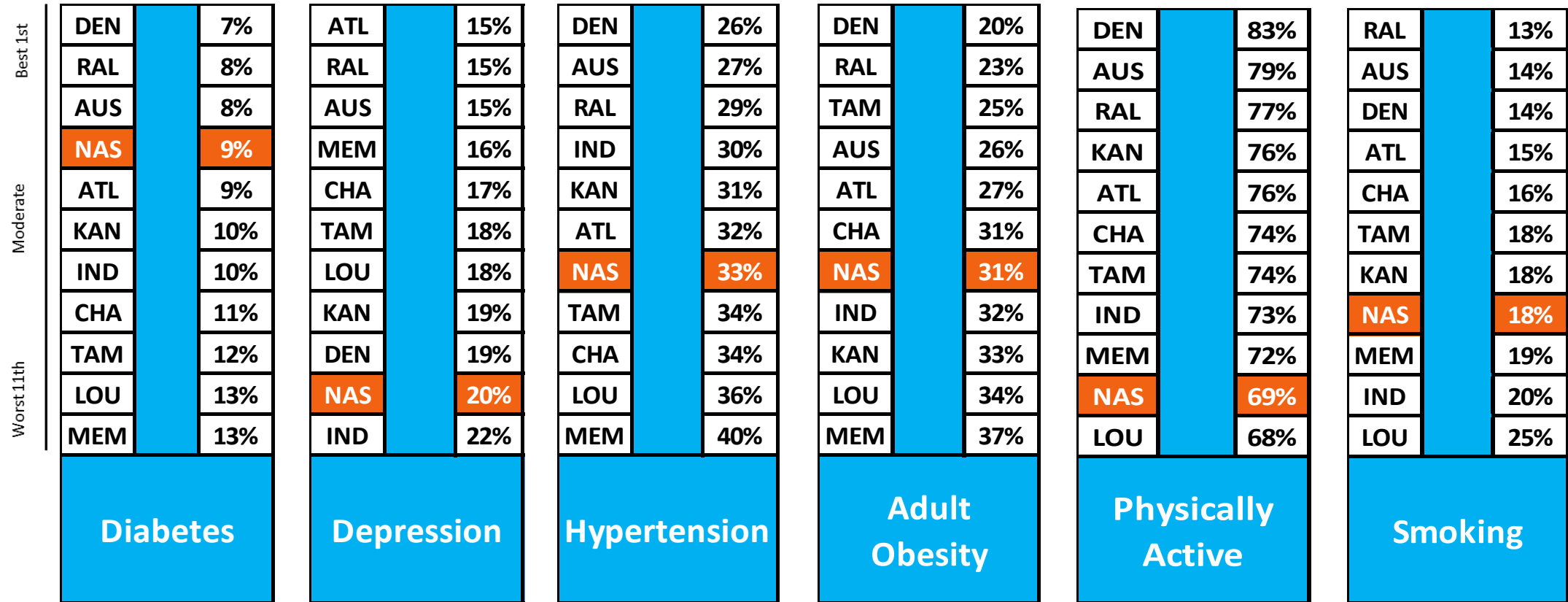
Economic and annual productivity costs **exceed \$1.5 billion** for chronic conditions.



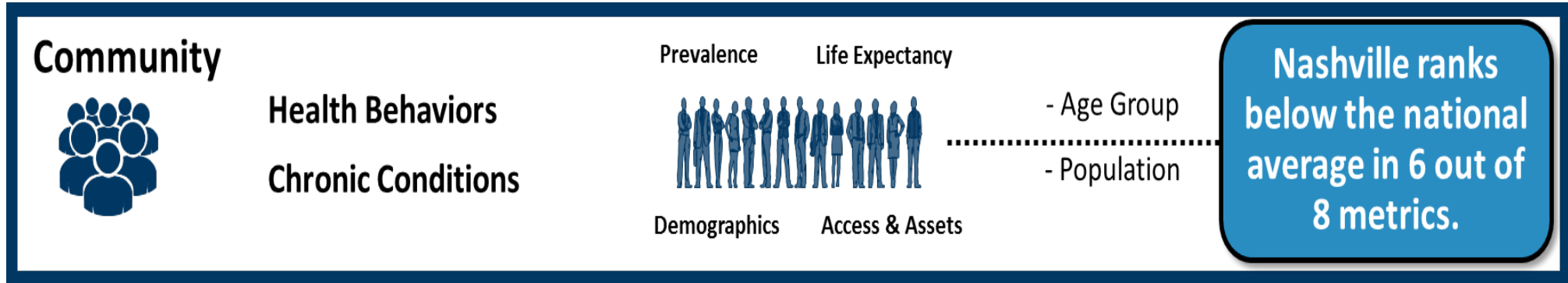
**Obesity**-related productivity losses cost **\$158 million** each year.

# Comparative Health Rankings for Nashville and Peers

Comparative health metrics provide data for tracking and priority – Nashville ranks below peers for many and below national average for 8 out of 10 chronic conditions and health behaviors: Obesity, Hypertension, Depression, Asthma, COPD, Heart Attack, Physical Activity, and Smoking.



# The Impact of Health on People



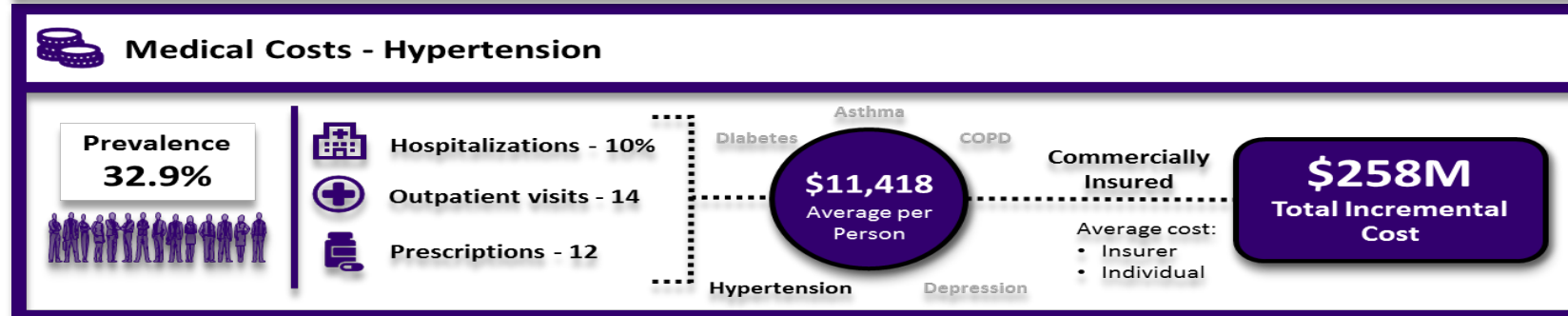
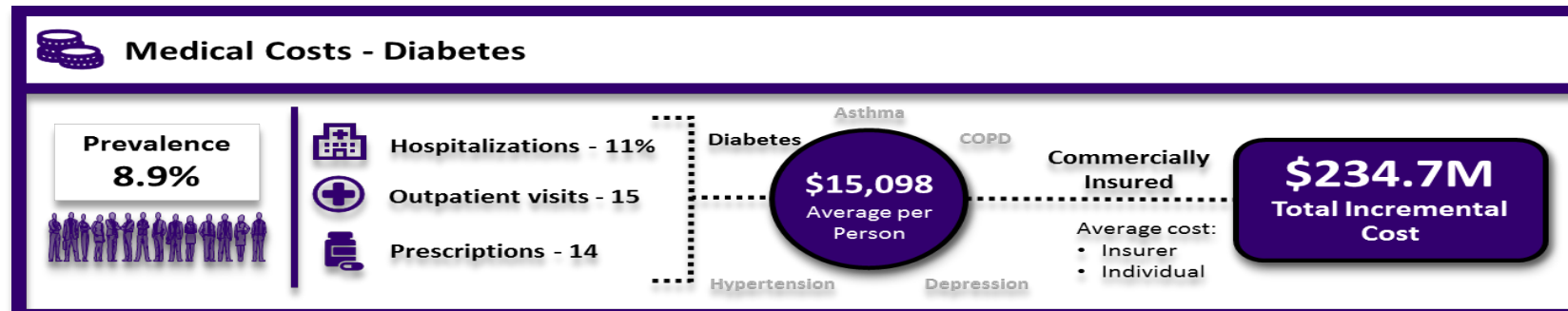
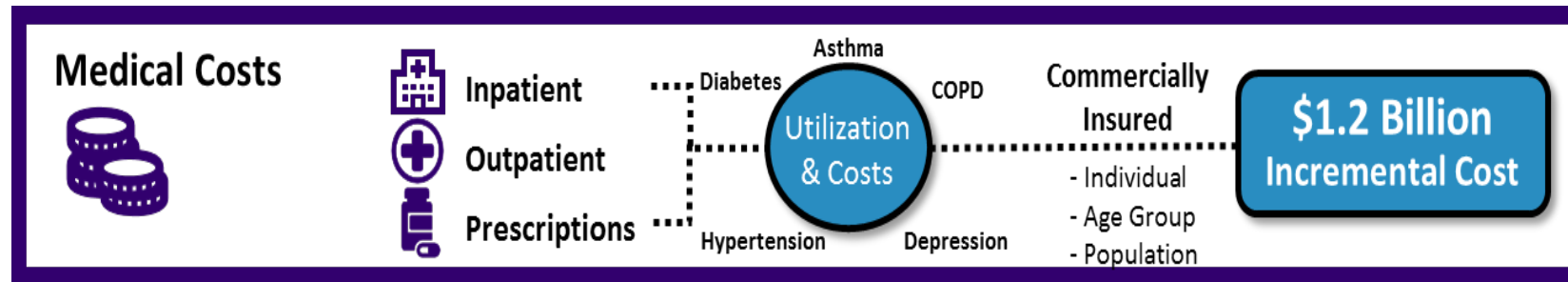
Obesity and depression affect Nashville’s younger & older workers at above national average rates – hypertension has particularly high rates for older workers.

Age Group	Obesity	Diabetes	Hypertension	Depression	Asthma	COPD
25-44	33.6%	1.9%	17.8%	21.2%	16.6%	2.9%
45-64	36.4%	15.1%	44.6%	23.0%	13.0%	8.6%
All Ages	31.4%	8.9%	32.9%	19.9%	15.2%	6.3%

Source: BRFSS Smart 2015

# The Medical Costs of Health

Medical costs from workforce use of inpatient, outpatient, and prescription care represent significant and increasing economic costs to employers – \$1.2B in Nashville.

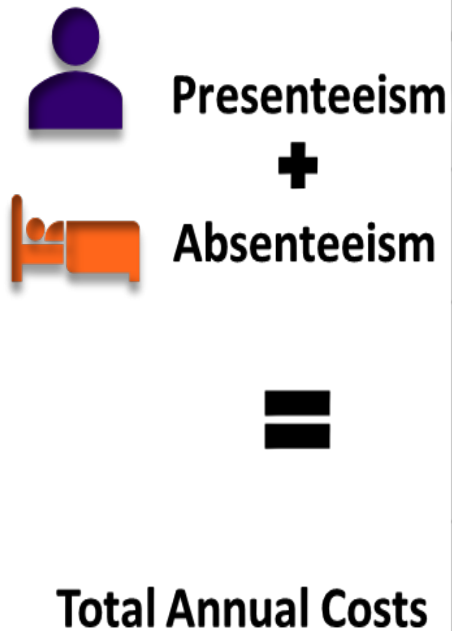


FTI uses IBM® MarketScan® Research Databases' Commercial Claims and Encounters data for utilization and medical costs.



# Total Economic Costs: Productivity

Employers play a special role in driving change for employees and communities. They need actionable data on the **total economic costs** for their workforce including productivity costs (**presenteeism & absenteeism**).



	Obesity	Diabetes	Hypertension	Depression	Asthma	COPD
Presenteeism	\$129.8 M	\$183.6 M	\$70.8 M	\$429.6 M	\$245 M	\$188 M
Absenteeism	\$28.2 M	\$39.3 M	\$55.6 M	\$205.4 M	\$55.4 M	\$18.5 M
<b>Total Annual Costs</b>	<b>\$158.0 M</b>	<b>\$222.9 M</b>	<b>\$126.4 M</b>	<b>\$635.0 M</b>	<b>\$300.3 M</b>	<b>\$206.8 M</b>

# Collaboratives and Community Partners

The Nashville region is recognized for our economic vitality and quality of life. *Vital Signs* is a collaborative process led by the Chamber that allows us to identify what's working and forecast emerging issues and challenges, while we still have time to develop regional solutions.

The collaboration between FTI, the Chamber and community stakeholders has established a unique collaborative of cross-sector participants focused on building a baseline of actionable data on the health status of the Nashville area, including the chronic conditions and behaviors that raise medical and productivity costs, along with an assessment of the assets available to address healthcare challenges.

Broad collaboration between business and health care providers can have a profound impact on population health and worker productivity. **Through our partnership with FTI, we hope to create a replicable model for other communities interested in creating solutions for a more productive, healthy workforce.**



Ralph Schulz  
President and CEO  
Nashville Area Chamber of Commerce



## Community Partners

BlueCross BlueShield of Tennessee  
Community Health Systems  
Greater Nashville Regional Council  
The HCA Foundation  
The Healing Trust  
Nashville Area Metropolitan Planning Organization  
Nashville Health Care Council  
Saint Thomas Health  
Vanderbilt University Medical Center