

Health Indicators and Beyond

Institute of Medicine Committee on Public Health Strategies to Improve Health

Ron Bialek

President

Public Health Foundation

rbialek@phf.org

Norma Kanarek, PhD

Associate Professor

Johns Hopkins SPH

nkanarek@jhsph.edu

March 4, 2010



Overview of CHSI

- Community Health Status Indicators Initiative:
In the beginning.....
- Where CHSI is today
- Moving from data to improved community health
- The future.....



...*PHF Mission:*

Improving public health infrastructure and performance through innovative solutions and measurable results.

www.phf.org



*Innovative Solutions.
Measurable Results.*






In the beginning....

- Data were available in many places but no summary or analysis available
- No picture of local public health available across all jurisdictions
- No local source for Healthy People tracking
- Difficult to find and use community health data

Let's just make up the data.....





Community Health Status Indicators Project

- Turns data into information....helps communities take action
- A collection of nationally available health indicators for counties – tells a story about a community's health
- Provides a picture of how the many pieces of public health come together
- Points to where additional information may be desired





CHSI: Key Considerations

- **One place for data from different sources and agencies**
- **Comprehensive, yet short**
- **Useful to seasoned users of data and the novice**
- **Credible**
- **Renewed regularly with timely data**
- **Encourage further investigation and action – non-threatening**
- **Local, local, local**



Phase I: Proof of Concept

- **Community Health Status Indicators Project - 2000**
 - National Association of County and City Health Officials
 - Association of State and Territorial Health Officials
 - Public Health Foundation
 - Health Resources and Services Administration
 - Advisory panel of scientists and practitioners

- **U.S. = 3,000+ counties**



CHSI: PHASE I

- Focus on public health
- Overview of community health
- Centralized collection of indicators
- Available for all jurisdictions
- Built-in accuracy: confidence intervals, aggregate years
- Peers
- Healthy People 2010 Targets
- Action indicators
- Access – Paper, Web, and CD





CHSI Profiles County Health

- Population characteristics
- Quality of life measures
- Leading causes of death
- Important measures of birth and death
- Social and environmental determinants of health
- Health care availability and preventive care
- Risk factors
- Vulnerable populations
- Peer comparisons



CHSI Peer County Comparisons

- **Demographically similar**
 - Frontier (Y/N)
 - Population size
 - Poverty level
 - Age distribution
 - Population density
- **Highlights the tension between practicality and stretching to meet expectations**
 - Realistic comparisons
 - Achievable



CHSI PHASE II

- **Old, new partners**
 - HRSA
 - CDC/ATSDR
 - PHF
 - NLM
 - RWJF, ASTHO, NACCHO, NALBOH
 - Norma Kanarek (JHU)
- **Web-based and dynamic CHSI profiles**
- **Links to other resources (confidence intervals, source documentation, user tips, etc.)**
- **Downloadable database**
- **Mapping – recently added**





Uses and Users of CHSI

“While the CHSI reports were created with public health professionals in mind, because the site is easy to navigate and the reports are readable, anyone with an interest in community health issues should find this a useful resource.”

-- The Scout Report

- **Users from many sectors**
 - academia
 - nonprofits
 - citizens
 - public health officials and professionals
 - other government agencies
- **>10,000 Web visits/month**





A brief tour....

www.communityhealth.hhs.gov





CHSI PHASE III

- Sustainable funding
- Flexible peer groupings
- Additional community-level information, e.g.
 - social determinants of health
 - community characteristics/infrastructure
 - environmental health
 - trends
 - map features
- Annual updates



CHSI Now and Into the Future

- **Emphasis on community health**
- **Analysis, summary, presentation**
- **Actionable**
 - *A resource for analyzing and discussing community health status and its determinants at the county level.*
 - *CHSI turns data into information, individuals and communities can help to turn it into action.*



CHSI and County Health Rankings

CHSI

- Comparisons to like counties, the nation, and Healthy People 2010 targets
- A “story” about a county’s health
- Downloadable database for further analysis and research

County Health Rankings

- County rankings within states and in comparison to the state
- A snap-shot summary, or check-up, of a county’s health
- Call to action approach to rankings

CHSI and IOMs Charge

> SOT1

- CHSI is a very useable booklet delivered by a neutral body

> SOT2

- CHSI could be an information source for local policies, public health infrastructure and social conditions

> SOT3

- CHSI serves as a database for public health research



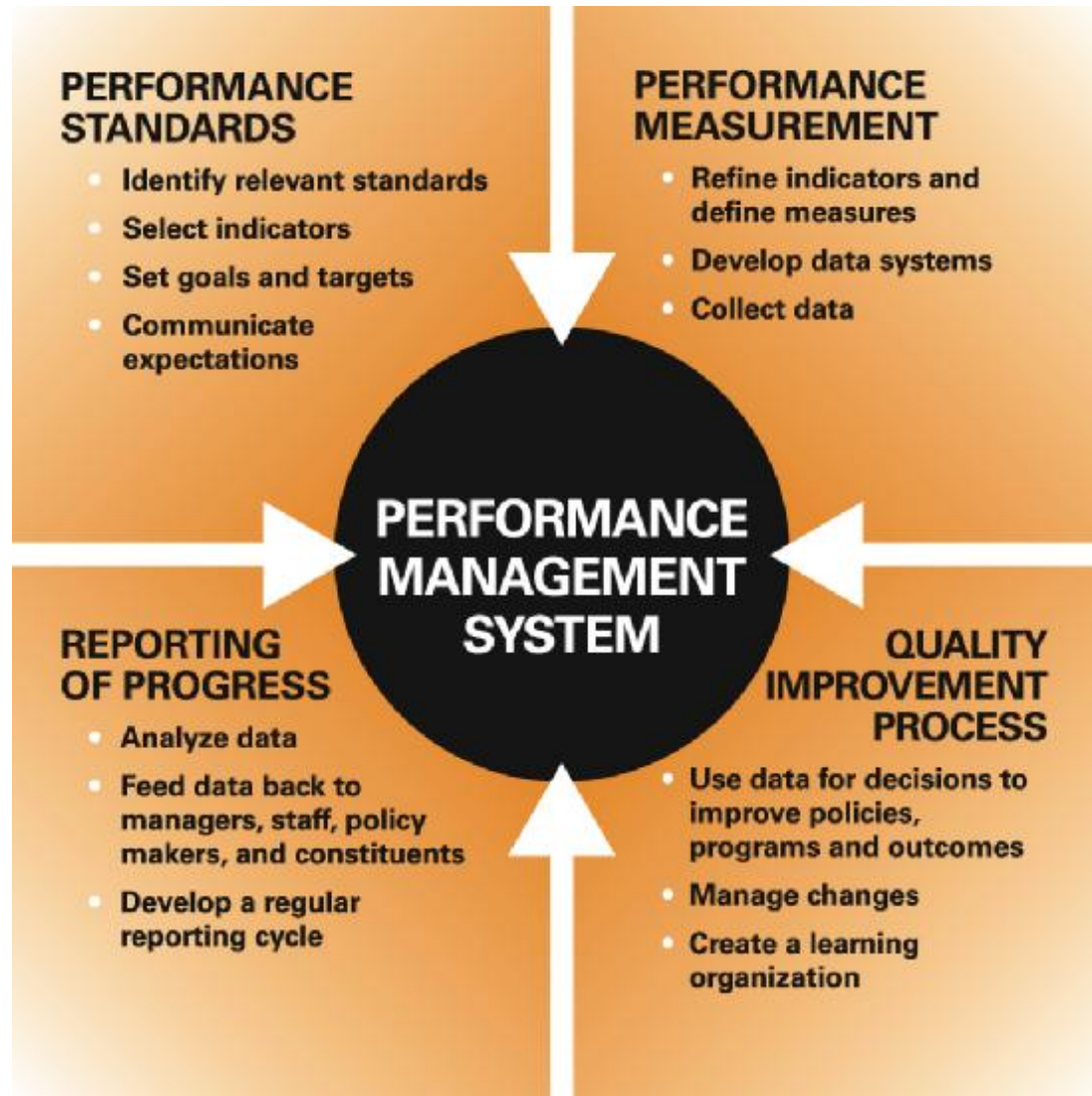
So What?!?!

- **Turning data into information is only a first step**
- **Taking action that achieves desired RESULTS is the goal**

Using Data for Performance Improvement

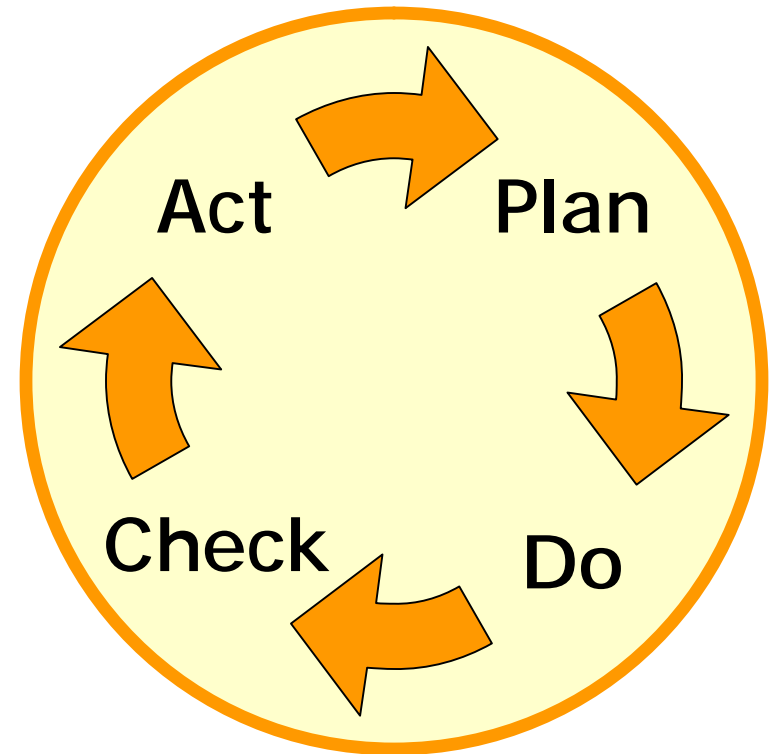


“There must be a better way to make decisions.”



Plan-Do-Check-Act

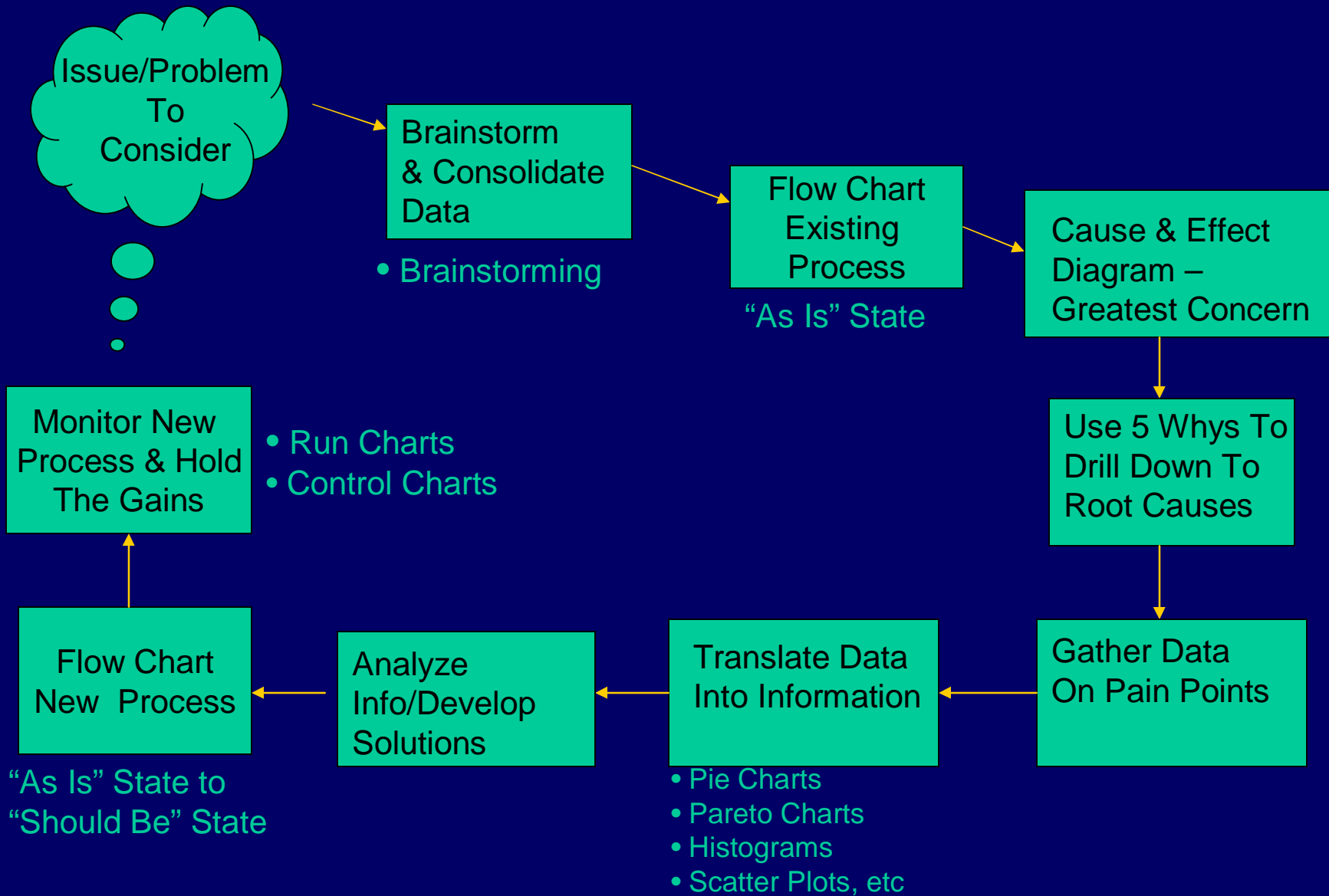
- Plan** Plan changes aimed at improvement, matched to root causes
- Do** Carry out changes; try first on small scale
- Check** See if you get the desired results
- Act** Make changes based on what you learned; spread success



Also called Plan-Do-Study-Act (PDSA), PDCA, PDCA Cycles, or Shewhart Cycles



General Approach On How To Use The Basic Tools Of Quality Improvement



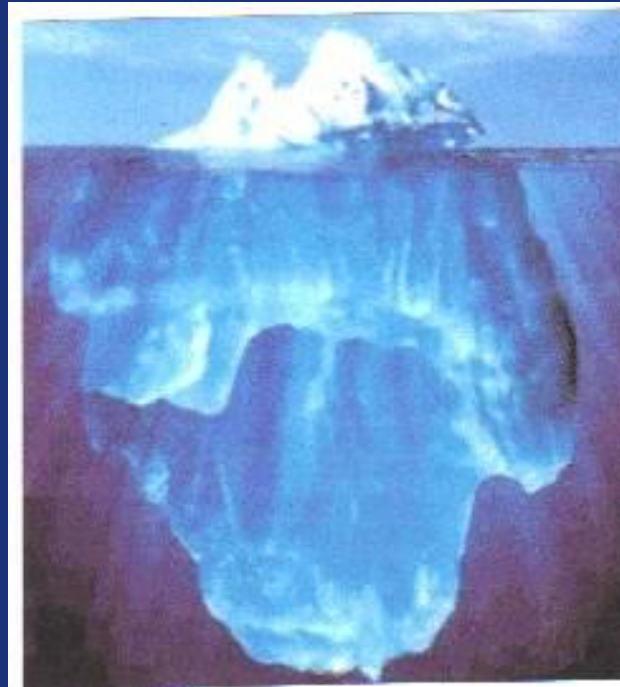
Problem Solving – What We Usually See Is The Tip Of Iceberg – “The Symptom”

The Symptom →

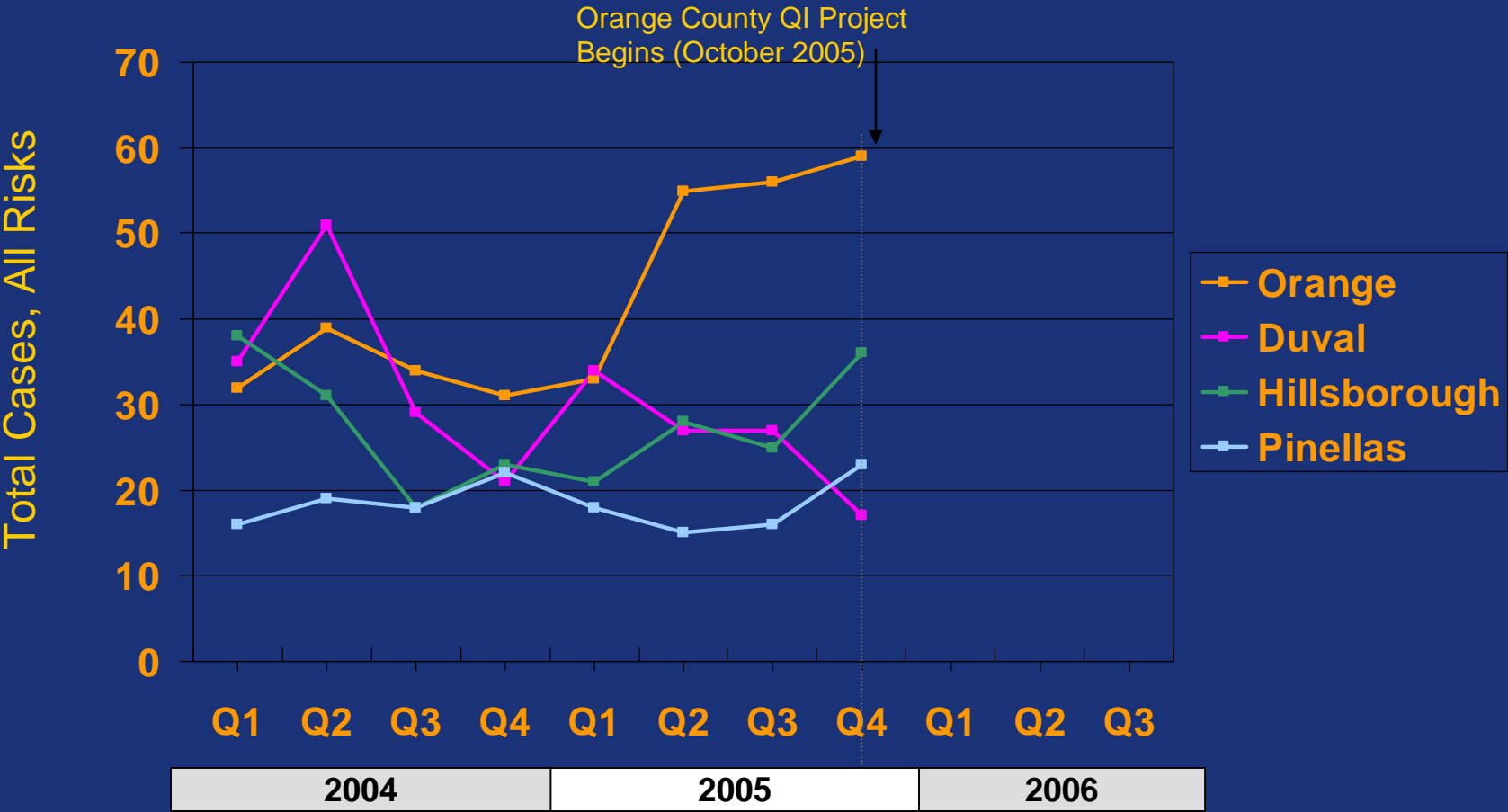
The Root Causes →

Invisible

Hidden



Total Reported Early Syphilis Cases by Quarter, 2004-2005: Orange County Compared to Peer Counties* in Florida

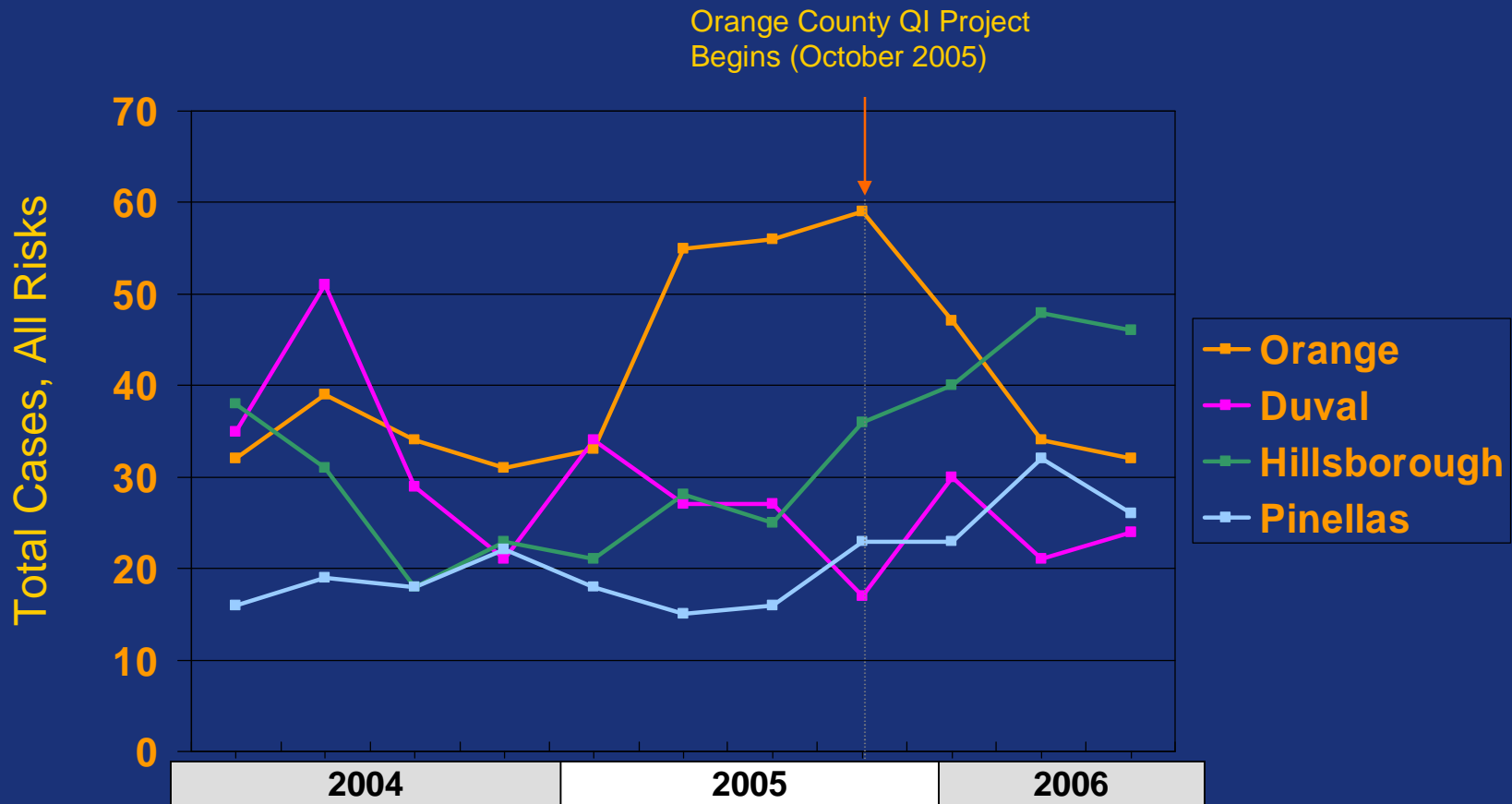


Syphilis Data Source: Florida Department of Health, STDMIS System. 2006 data for all four counties provided as of 10/13/2006.

*Peer county designation created by Community Health Status Indicators (CHSI) Project, HRSA, 2000, based on population density, size, and poverty levels. CHSI data notes are available at <http://www.communityphind.net/CHSI-CompanionView.pdf>.



Total Reported Early Syphilis Cases by Quarter, 2004-2006: Orange County Compared to Peer Counties* in Florida



Syphilis Data Source: Florida Department of Health, STD MIS System. 2006 data for all four counties provided as of 10/13/2006.

*Peer county designation created by Community Health Status Indicators (CHSI) Project, HRSA, 2000, based on population density, size, and poverty levels. CHSI data notes are available at <http://www.communityphind.net/CHSI-CompanionView.pdf>.



PM/QI: Publications and Evidence



- *Public Health Memory Jogger II*
- *Public Health Quality Improvement Handbook*
- *Journal of Public Health Management and Practice*



Improving the Quality and Performance of Public Health Agencies and Systems



Using Data and Evidence-based Interventions to Improve Community Health Status



CHSI

Performance Standards
Quality Improvement
National Health Objectives
MAPP
Accreditation
Research

Evidence Base

Community Health



Thank you!!!

