

# Sources, Uses, and Losses: Funding for Local Health Departments Nationwide

Robert Pestronk

Executive Director, National Association of County and City  
Health Officials (NACCHO)

Institute of Medicine

11/03/09

# Data Sources

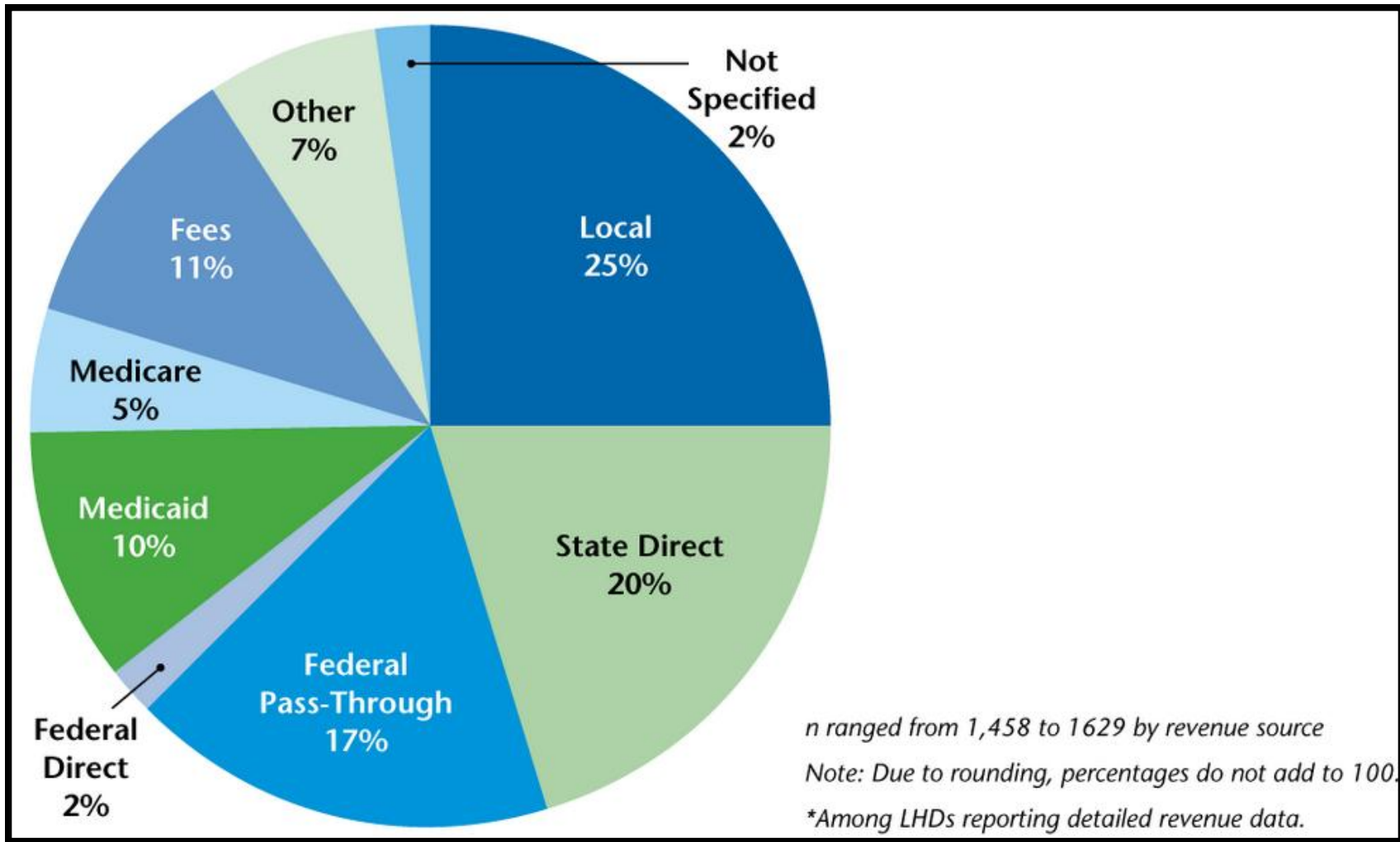
- NACCHO's National Profile of LHDs, 2008
- NACCHO's National Profile of LHDs, 2005
- NACCHO Survey of LHD Budget Cuts & Workforce Reduction (January 2009);
- NACCHO Survey on Job Loss and Program Cuts (September 2009).

# Data Limitations

Data reported in this presentation should be interpreted with some caution:

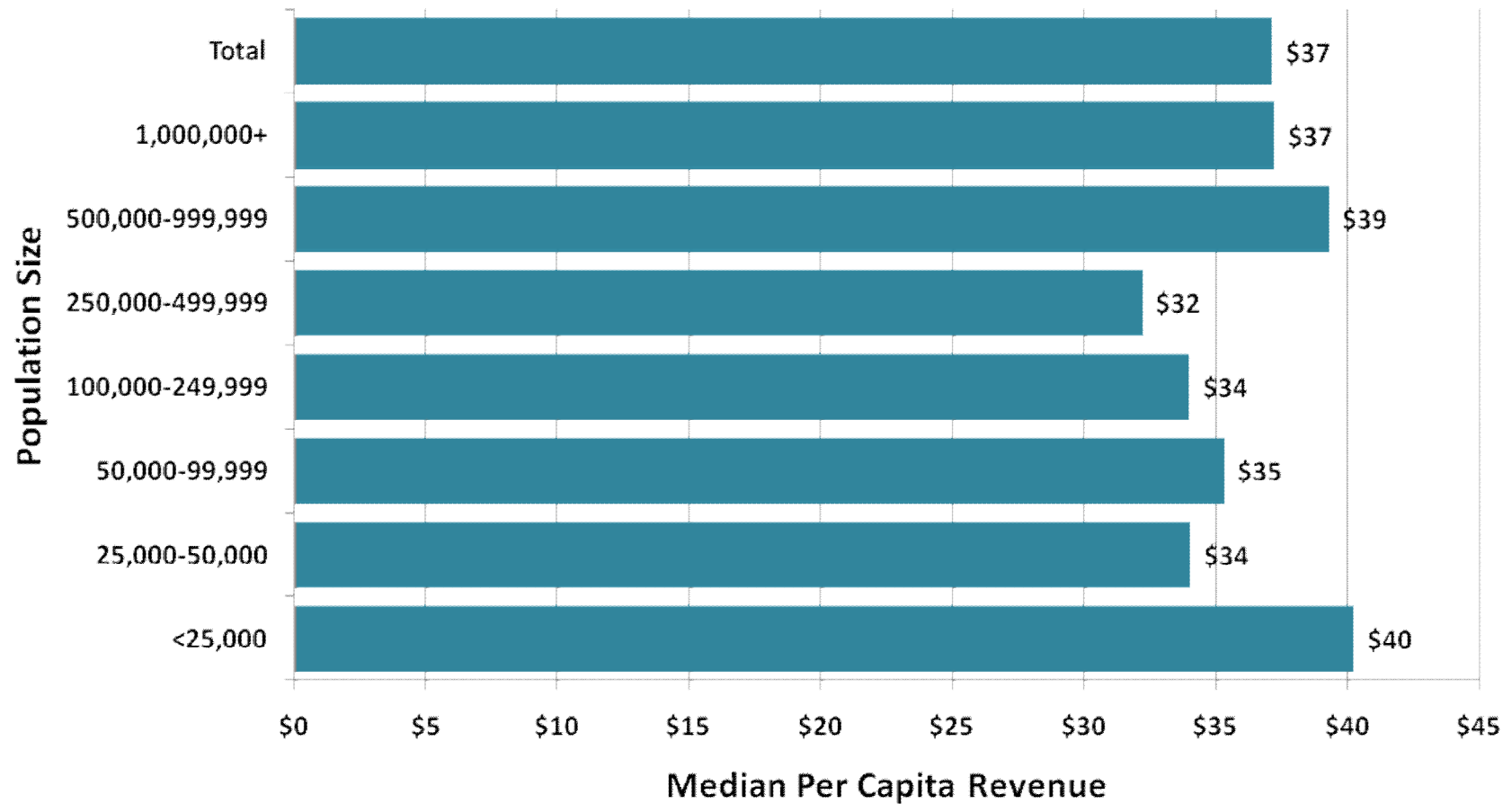
- Missing data:
  - Some LHDs skipped funding section
  - Some data were excluded because they were logically inconsistent with other data (e.g. revenue figures too high when compared as per capita; per FTE, etc. with peers, or with 2005 data).
  - Insufficient data for state level analyses for some states
- LHDs had difficulty reporting revenue data by sources, according to the categories in the questionnaire
- LHDs included some funds in the “other” category, and specific classification was missing for those amounts
- Fiscal years differ for some LHDs

# Percent of Total Revenue for All LHDs by Source



Source: NACCHO's 2008 National Profile of LHDs Study

# Median Per Capita Revenue by Size of LHD Population



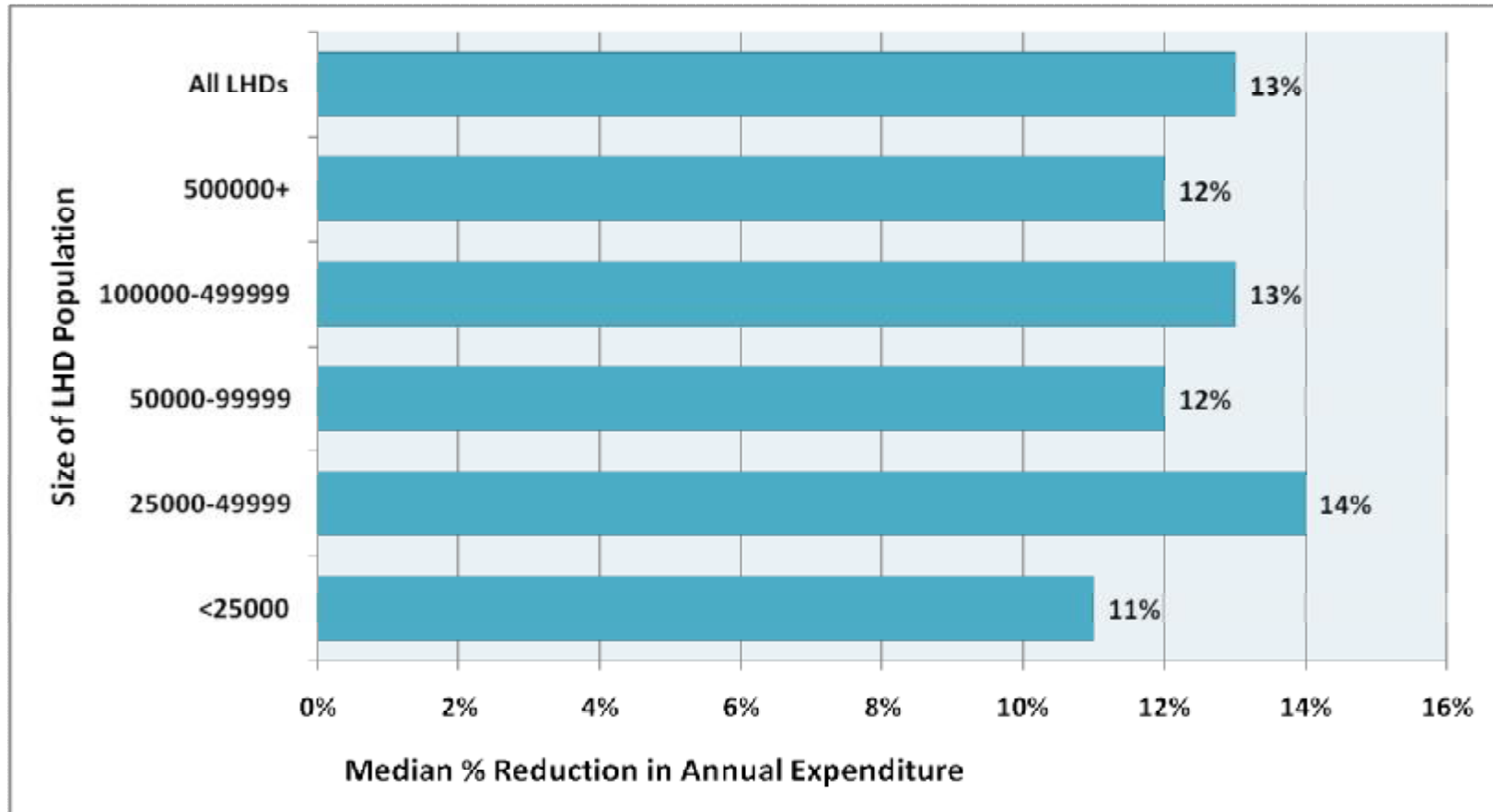
Source: NACCHO's 2008 National Profile of LHDs Study

# Median Per Capita Revenue by Type of Governance and Population

Jurisdiction Population	State-governed LHDs	Locally governed LHDs
<50,000	\$47	\$35
50,000 – 499,999	\$35	\$33
500,000+	\$34	\$42
All LHDs	\$42	\$35

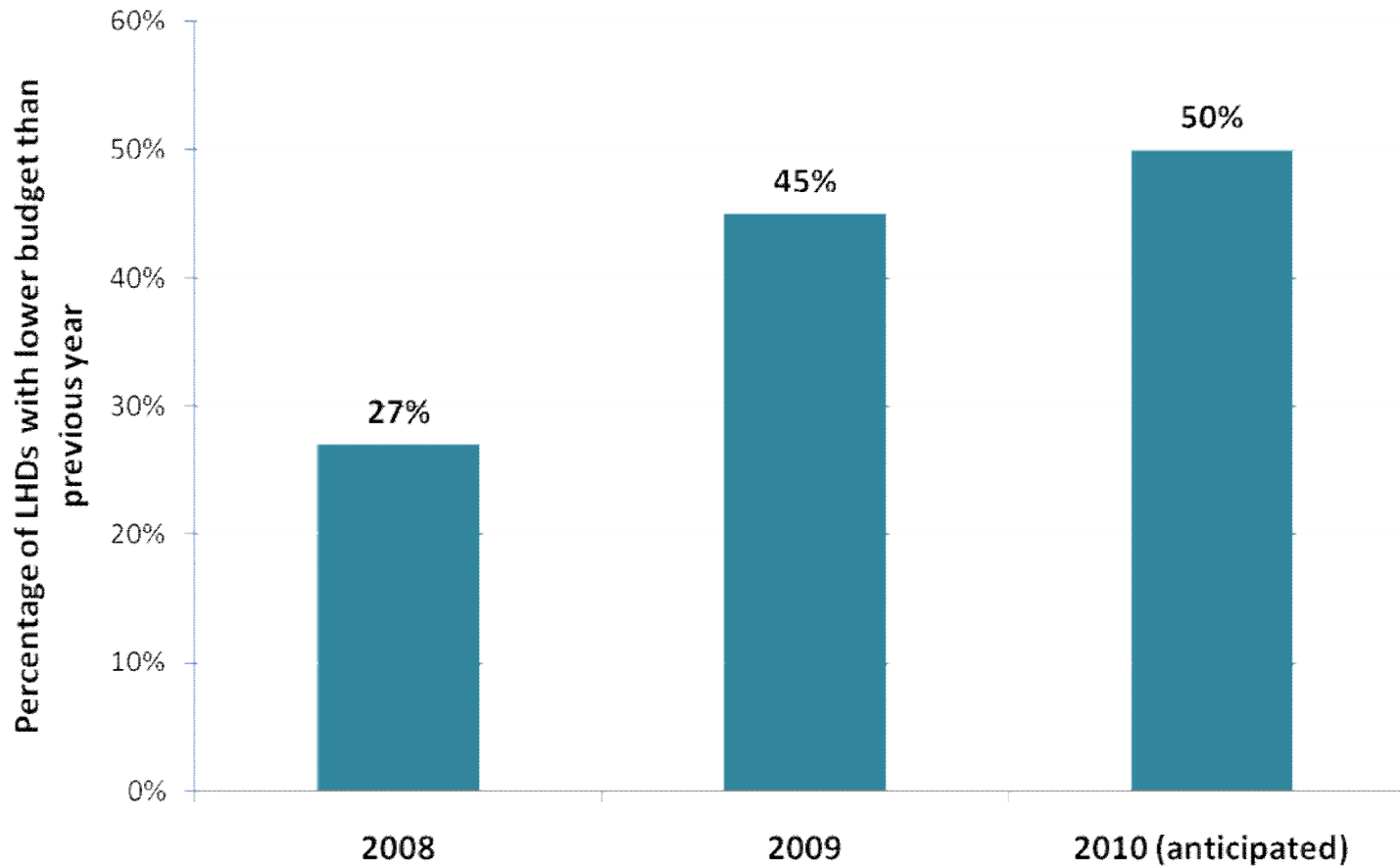
Source: NACCHO's 2008 National Profile of LHDs Study

## Median Percent Reduction in LHDs' Expenditure as Reported in 2005 and 2008 Profile Surveys



NOTE: A total of 1587 LHDs provided useable (valid) expenditure data for both 2005 and 2008 Profile Studies. Of these, the total amount of expenditure was smaller in 2008 for 18% (284) of LHDs.

# LHD Budget Cuts



Source: NACCHO Survey of LHD Budget Cuts & Workforce Reduction (January 2009); NACCHO Survey on Job Loss and Program Cuts (September 2009). Note that sampling design was different for the two surveys.



# Workforce Cuts

	Jan. – Dec. 2008	Jan. – June 2009
Staff Lost to Layoffs or Attrition	7,000	8,000
Reduced Hours or Mandatory Furlough	--	12,000
% LHDs that lost staff	52%	47%

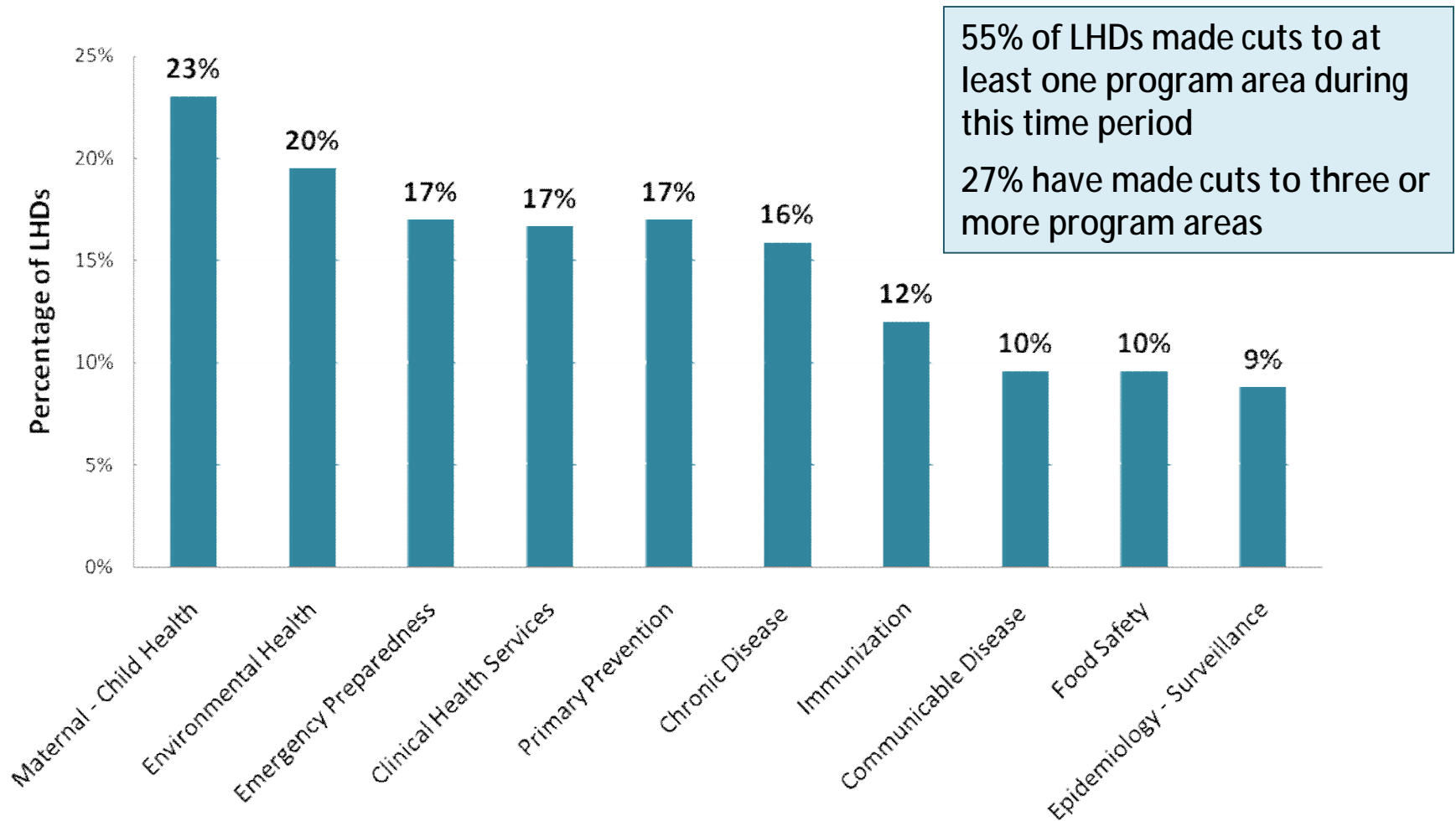
*“The financial situation has hidden impacts. Attrition causes the agency to lose experience and knowledge that is not transferred to new employees.”*

- Alabama LHD

Source: NACCHO Survey of LHD Budget Cuts & Workforce Reduction (January 2009); NACCHO Survey on Job Loss and Program Cuts (September 2009). Note that sampling design was different for the two surveys.

# Program Cuts, by Area

(July 2008 – June 2009)



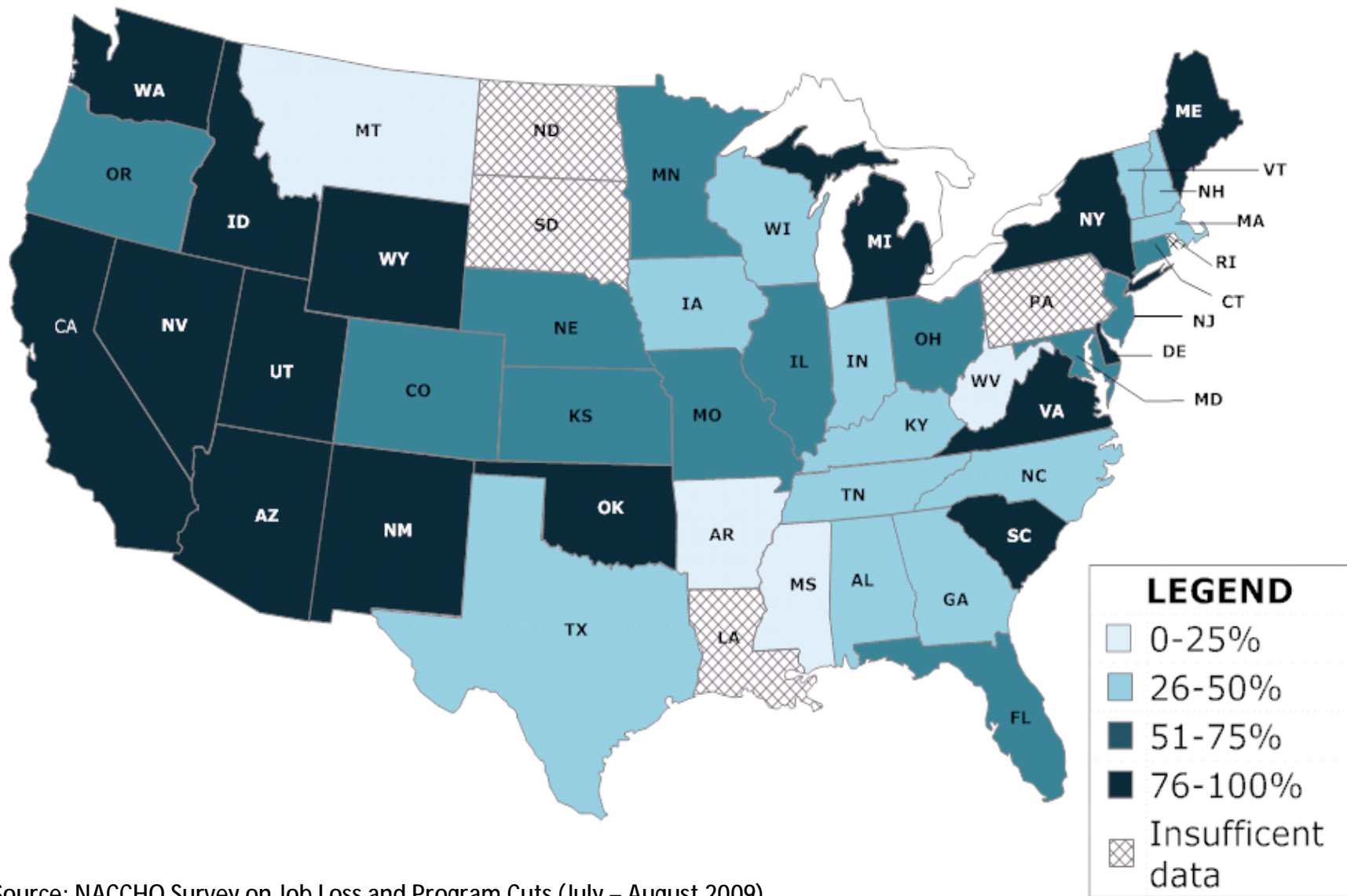
Source: NACCHO Survey on Job Loss and Program Cuts (September 2009).

# Budget, Workforce, and Program Cuts by LHD size

Size of population served	Lower budget (2009 compared to previous year)	Lost staff (Jan – June 2009)	Program cuts (July 2008-June 2009)
Small (< 50,000)	43%	37%	52%
Medium (50,000 – 499,999)	48%	64%	59%
Large (500,000+)	62%	69%	71%
Overall	45%	47%	55%

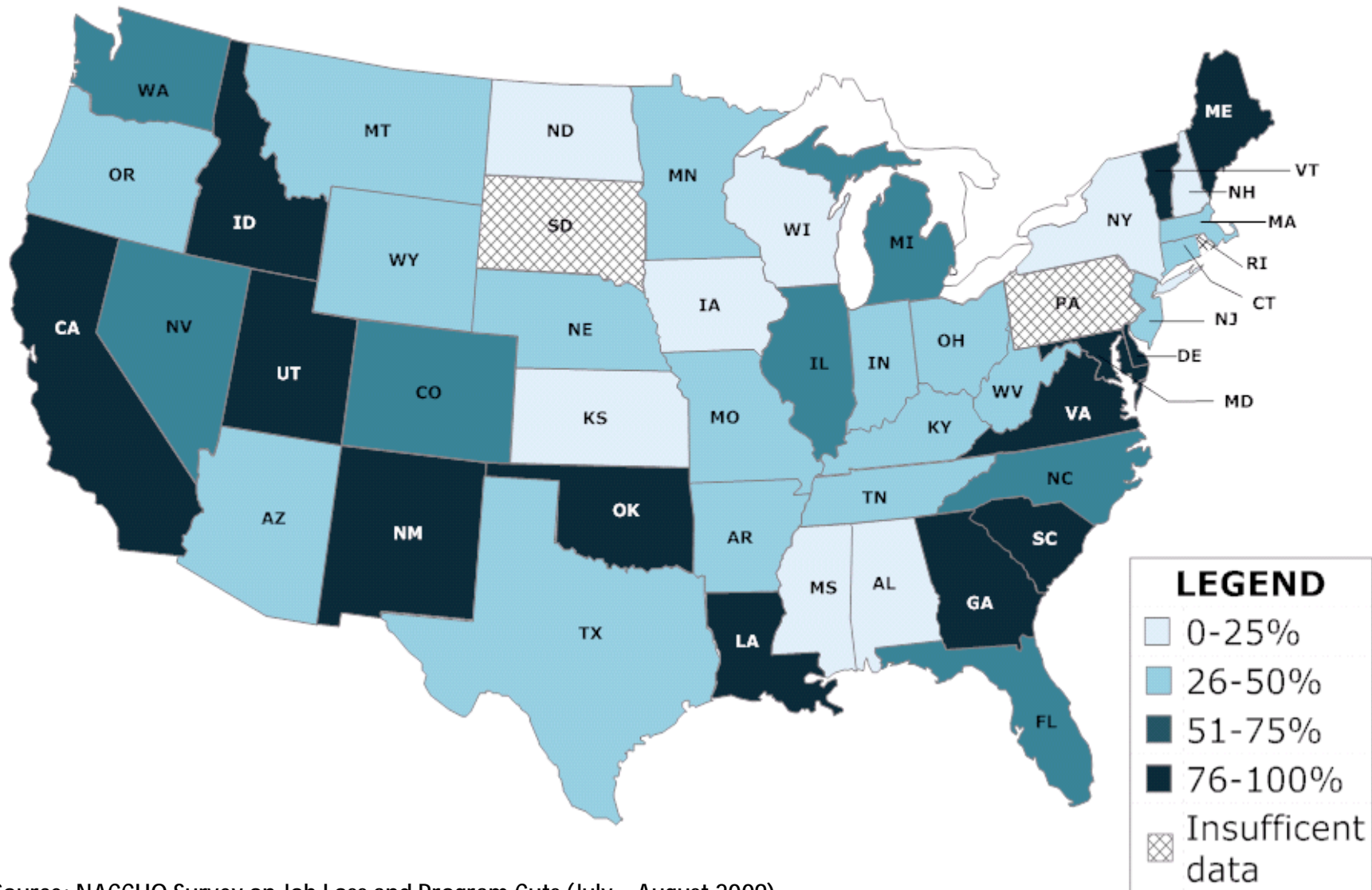
Source: NACCHO Survey on Job Loss and Program Cuts (September 2009).

## Percentage of LHDs with Program Cuts in Last 12 Months (approximately July 2008 - June 2009)



Source: NACCHO Survey on Job Loss and Program Cuts (July – August 2009)

## Percentage of LHDs with Budget Decrease in 2009 Compared to Previous Year



Source: NACCHO Survey on Job Loss and Program Cuts (July – August 2009)

# Voices from the field

*“In two or three weeks, we’re going to have to make more reductions. We’ll close down services – like our lead poisoning prevention program, early diagnosis of developmental delays, and children’s immunizations.”*

- Ohio LHD

*“We are simply spread too thin. Our response to normal situations is delayed from three days to a week. In regards to a public health emergency, I do not have sufficient manpower to respond first to that situation and secondly maintain normal function.”*

- New Jersey LHD

# Questions?

*Thank You*

For more information, please  
contact me at:

[RPestronk@naccho.org](mailto:RPestronk@naccho.org)