

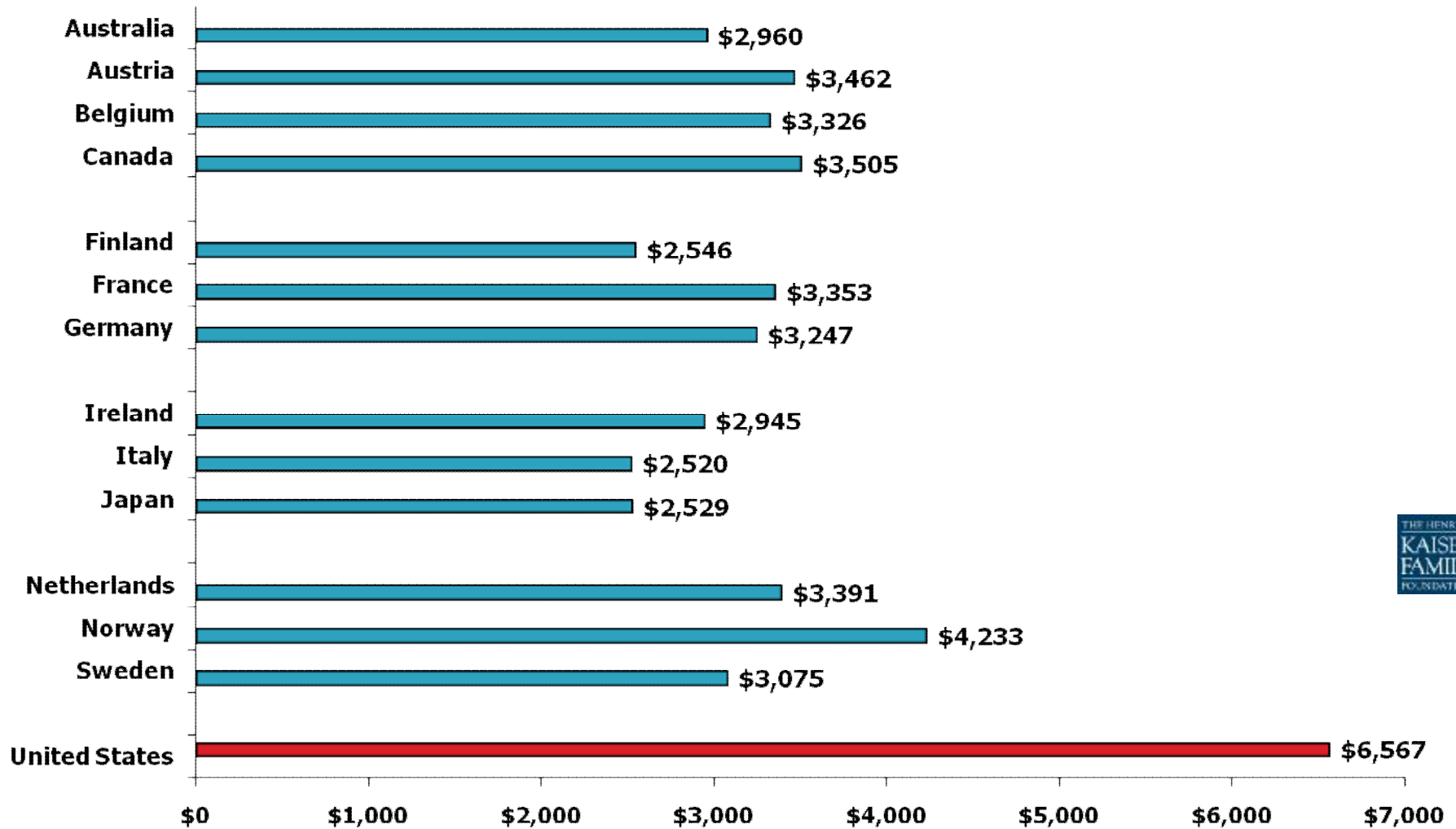
# Funding for State Health Agencies: Status and Impact

Paul E. Jarris, MD, MBA  
Executive Director

Association of State and Territorial Health Officials



# Per Capita Total Current Health Care Expenditures, U.S. and Selected Countries, 2006



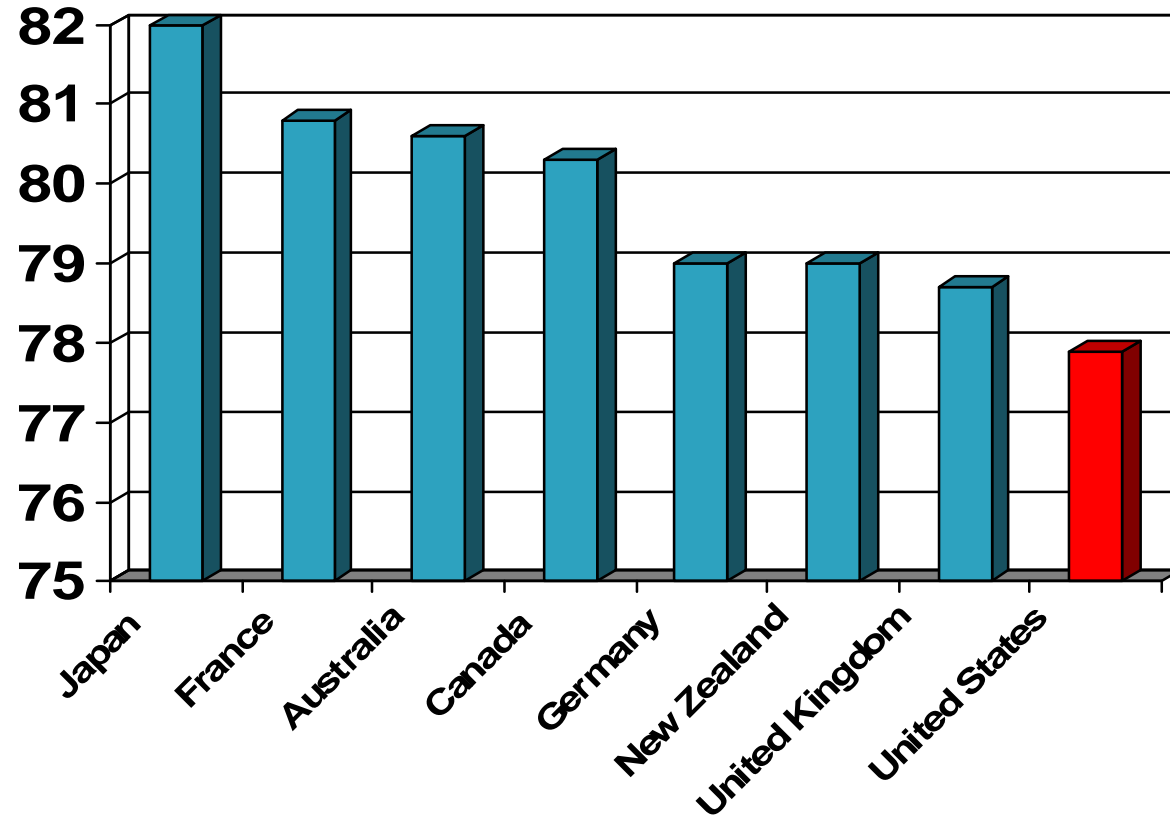
Notes: Amounts in U.S.\$ Purchasing Power Parity, see [www.oecd.org/std/ppp](http://www.oecd.org/std/ppp); includes only countries over \$2,500. Total Current Expenditures on Health is defined by the OECD as the sum of expenditures on personal health care, preventive and public health services, and health administration and health insurance; it excludes investment. United Kingdom not included because it does not provide a breakdown of Total Health Expenditures into Current and Investment expenditures; the Total Health Expenditure Per Capita for the UK in 2006 was \$2,760.

Source: Organisation for Economic Co-operation and Development. OECD Health Data 2008, from the SourceOECD Internet subscription database updated October 2008. Copyright OECD 2008, <http://www.oecd.org/health/healthdata>. Data accessed on 11/12/2008.



# Health Rankings

America's Health Rankings - A Call to Action for People & Their Communities  
United Health Foundation, 2007



# U.S. Investments in Health

Actuarial studies show  
spending on public health  
accounts for only 2-3% of  
national health spending



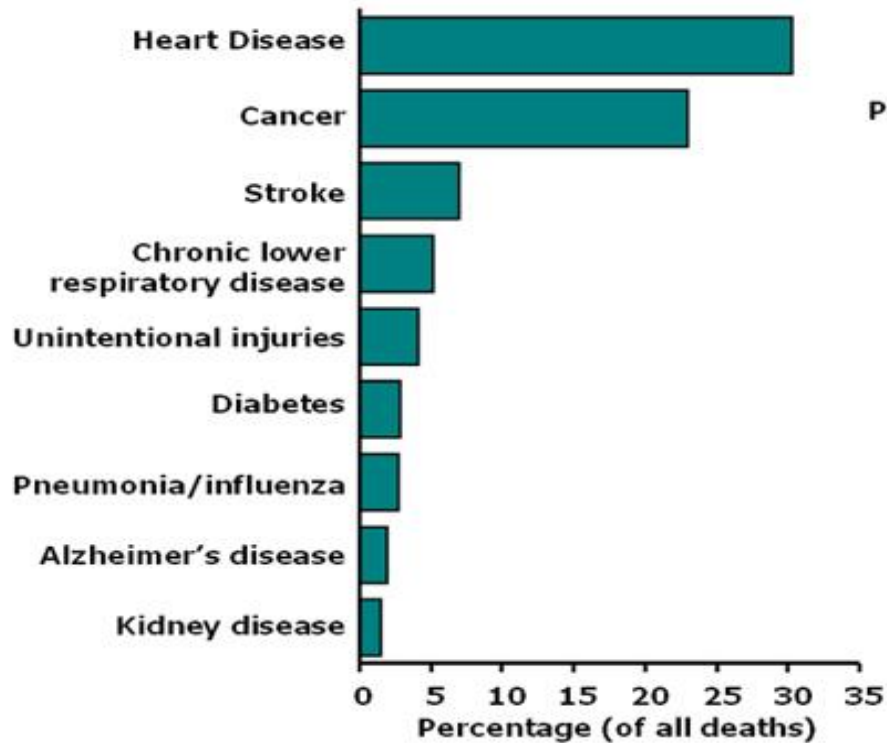
*Journal of Public Health Management & Practice.* 13(2):103-114, March/April  
2007. Sensenig, Arthur L. MA

# Why Invest More in Public Health

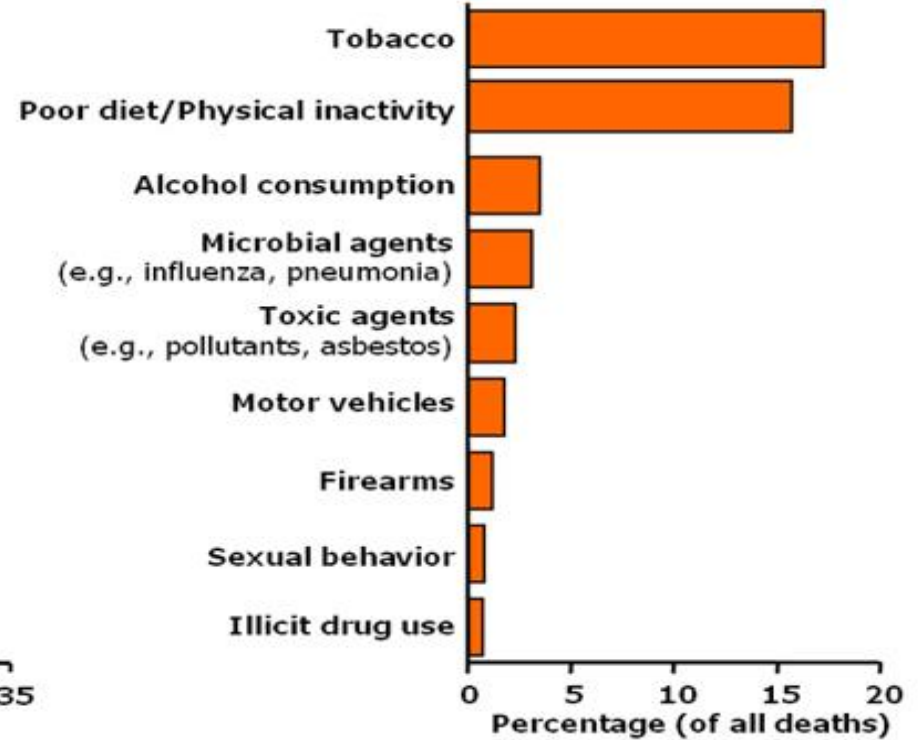
- } The average American spends less than 0.1% of his/her time in a health care setting.
- } 99.9% of time is spent engaging in daily behaviors and environments that can be helpful or harmful to health.
- } 70% of all deaths are caused by modifiable harmful behavior patterns and environments.

# The Real Threats to Our Health

**Leading Causes of Death\***  
United States, 2000

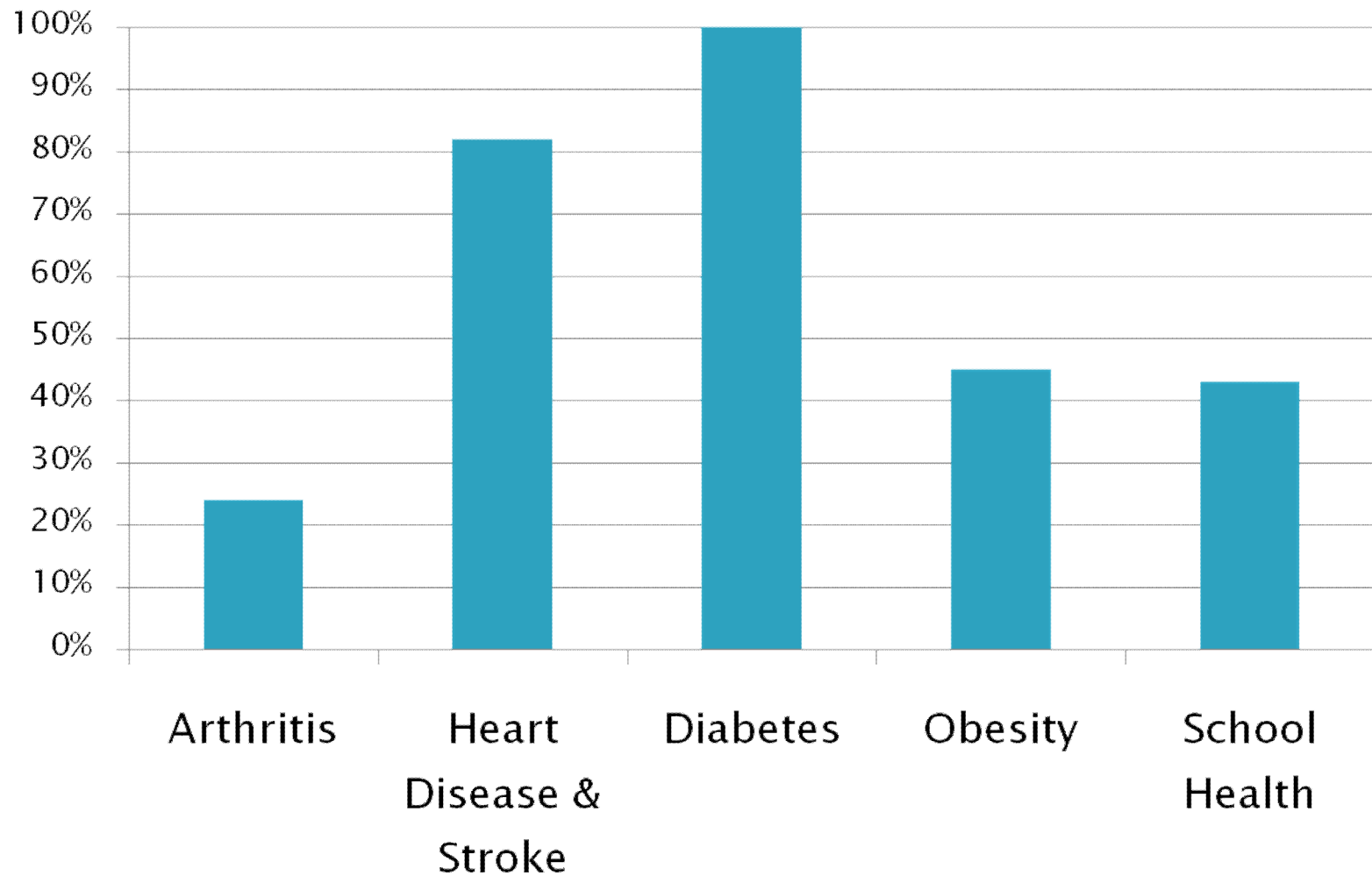


**Actual Causes of Death†**  
United States, 2000



\* Miniño AM, Arias E, Kochanek KD, Murphy SL, Smith BL. Deaths: final data for 2000. National Vital Statistics Reports 2002; 50(15):1-120.  
 † Mokdad AH, Marks JS, Stroup DF, Gerberding JL. Actual causes of death in the United States, 2000. JAMA. 2004;291(10):1238-1246.

# Chronic Disease Grants to States



What if our nation supported health care  
the way we do public health?

Would we ever roll out chemotherapy in  
20 states, heart surgery in a dozen, and  
newborn deliveries in a few more?

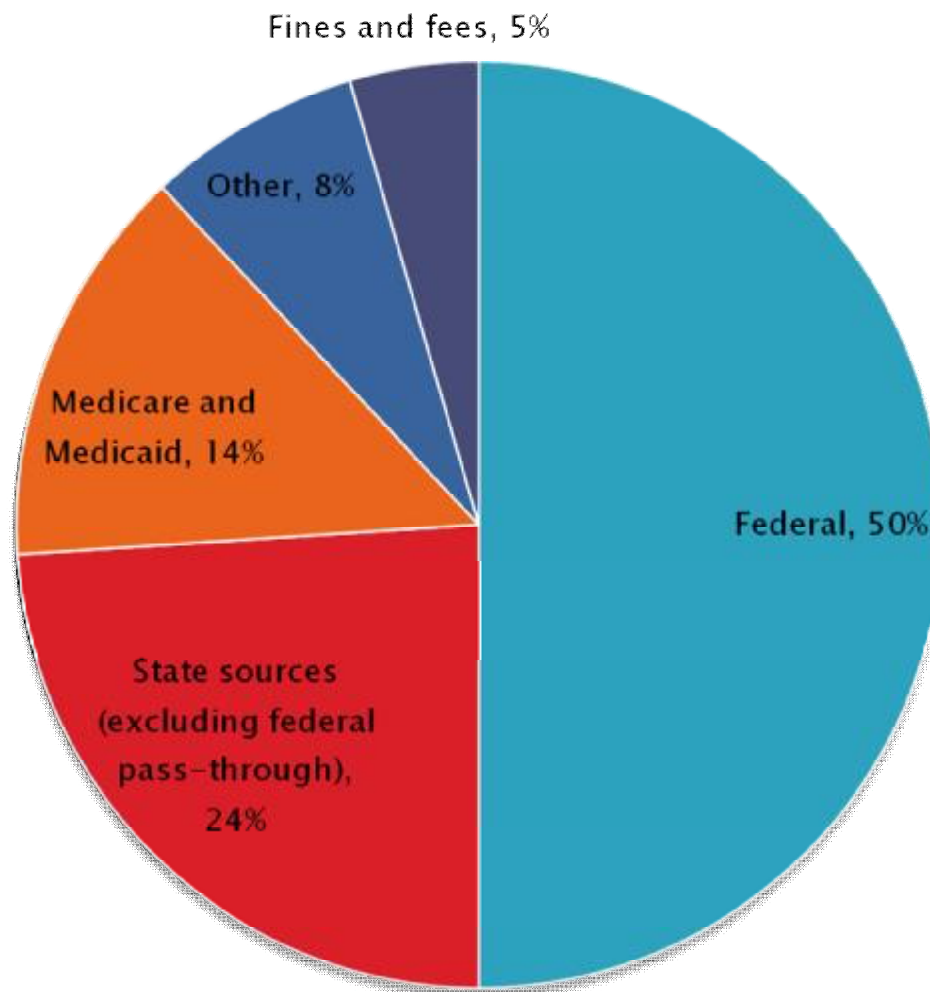




- Centralized organizational control - 20%
- Hybrid organizational control - 35%
- Decentralized organizational control - 37%
- No local health departments - 8%

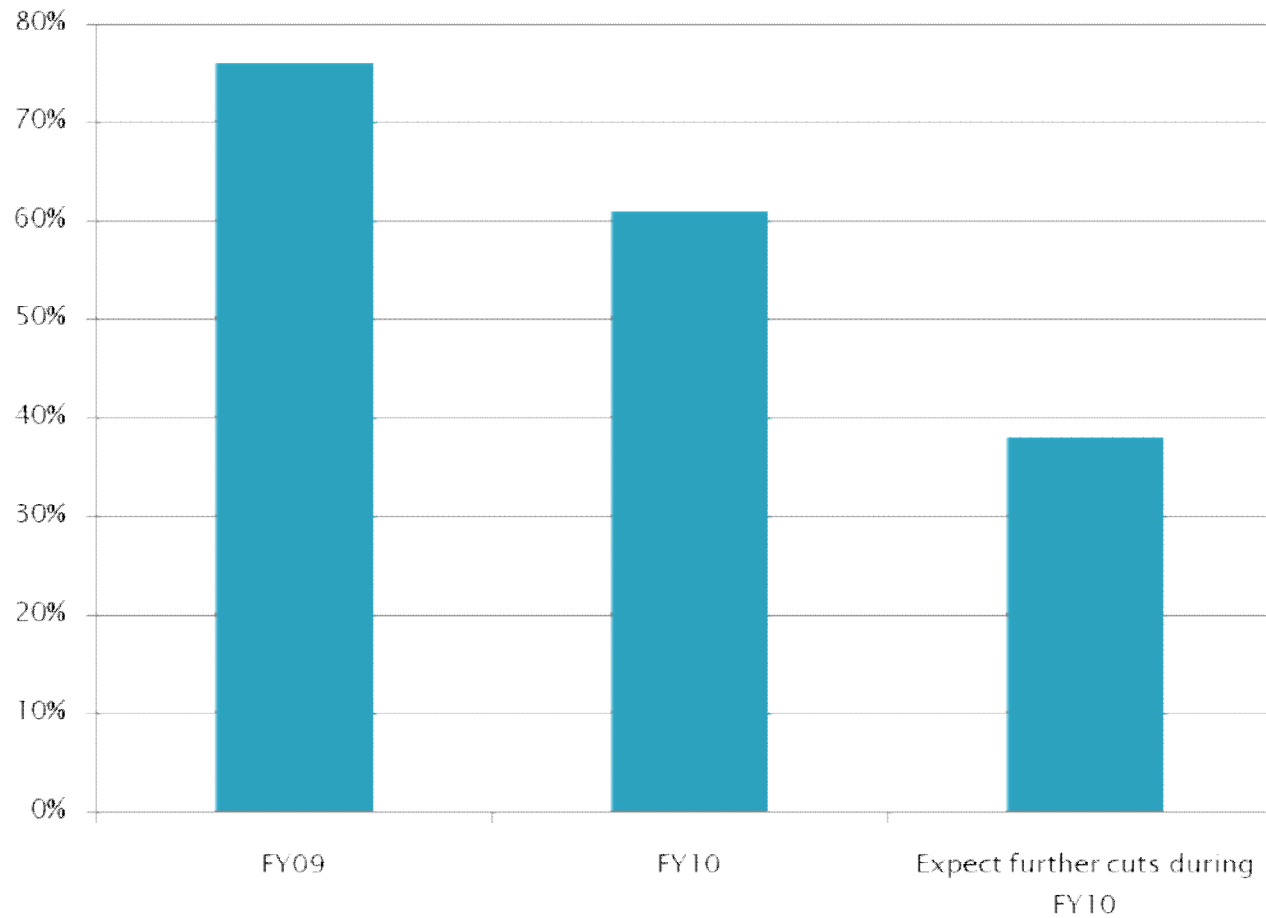


# Funding of State Public Health Agencies



Source: ASTHO's 2007-08 State Public Health Survey

# State health agency budget cuts: Percent of states experiencing cuts

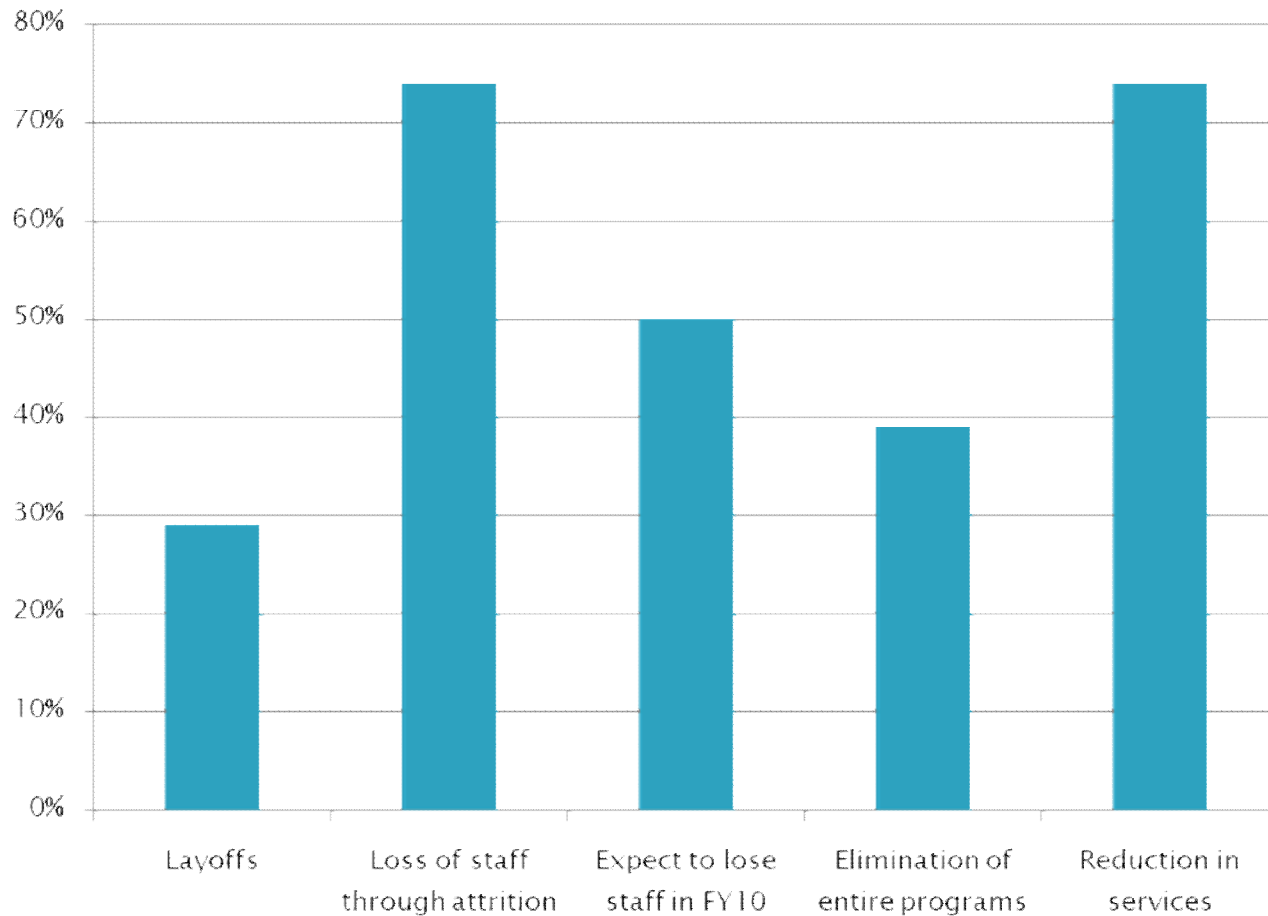


Source: ASTHO's 2009 Budget Cuts Survey



# Impact of budget cuts:

Percent of states experiencing job losses and program reduction



Source: ASTHO's 2009 Budget Cuts Survey



# Impact of budget cuts: Job losses

- } State and local public health agencies lost over 12,800 jobs in FY09\*

\*Local health agencies report losing 7,000 jobs in calendar year 2008 and 8,000 jobs in the first half of 2009. A conservative estimate for jobs lost in FY09 (July 08-June 09) would be 11,500. Approximately 1,300 of these may be state employees stationed in local health departments. 12,800 is a conservative combined estimate.

# Program cuts

| Program  | Number of States Already Making Cuts to the Program |
|--|---|
| Prevention Programs (includes health education & promotion)  | 14  |
| Disease-specific programs (e.g. Heart disease, Parkinsons, Alzheimer's, Tuberculosis, Cystic Fibrosis) | 13  |
| Tobacco prevention and control   | 11  |
| Laboratory services  | 11  |
| Environmental health   | 8   |
| Public health hospitals and clinics  | 8   |
| Family planning services   | 7   |
| Immunization   | 7   |
| Early intervention for developmental delay   | 7   |
| HIV and STDs   | 7   |
| Epidemiological investigations   | 7   |
| Family health and nutrition (including WIC)  | 7   |
| Maternal and child health programs   | 6   |
| Primary care   | 6   |
| Oral health services   | 5   |
| Minority Health  | 5   |
| Inspections  | 5   |
| Emergency Medical Services   | 4   |
| Chronic disease prevention   | 4   |

Source: ASTHO's 2009 Budget Cuts Survey



In addition to universal access to health care , every American deserves to have universal access to proven public health policies, strategies and interventions.